

Los Angeles Artist Census



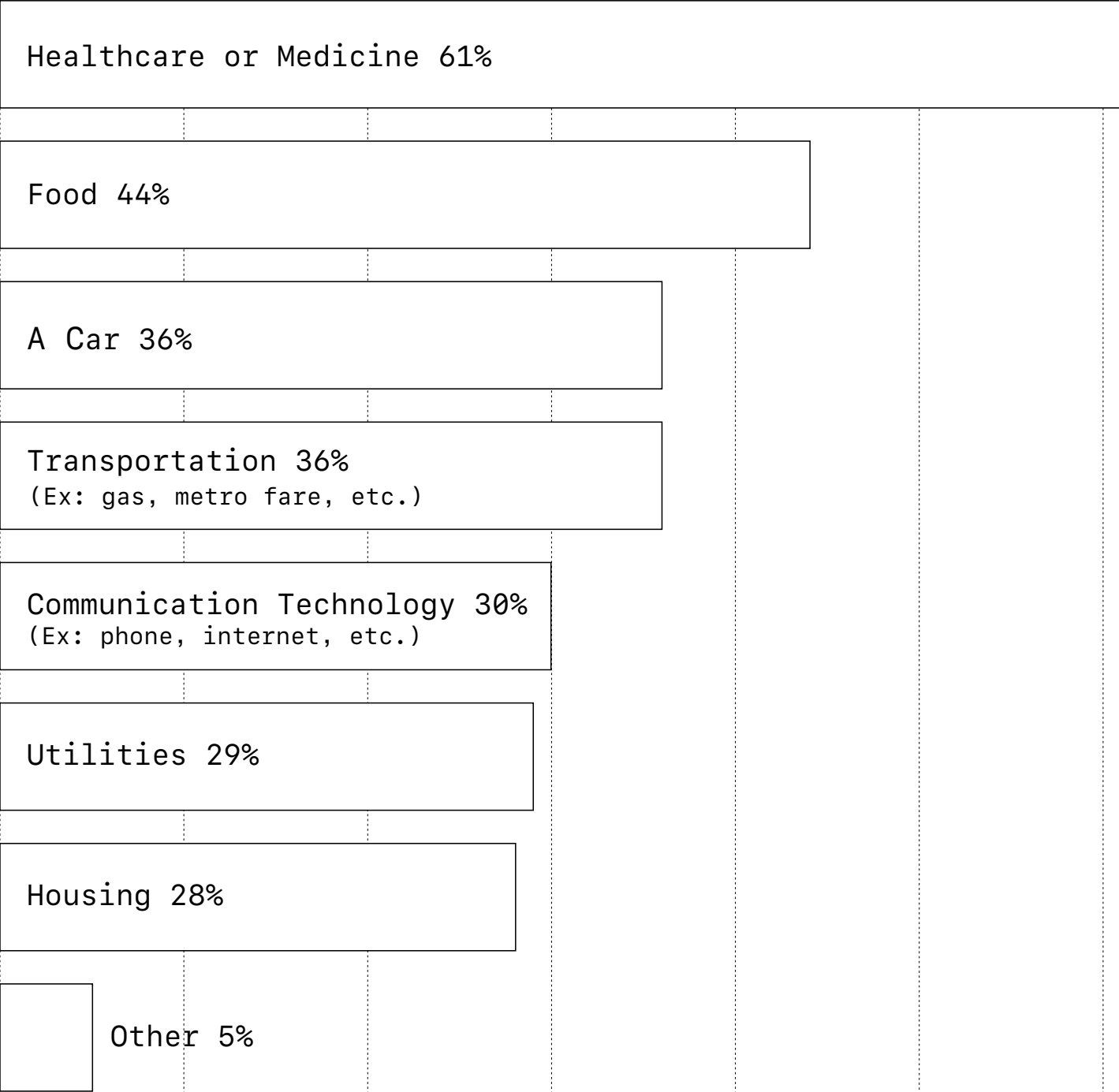
30% of respondents indicated that in 2018/2019 they went without a basic necessity due to lack of funds.

This LAAC Data Dispatch finds that the lack of basic necessities was not experienced equally throughout visual artist communities in Los Angeles.

Following is an analysis of the survey data according to Gender, Ability, Queerness, and Race.

The LAAC survey opened on February 10, 2020 and closed on March 31, 2020. Hence, the data in this report reflects the experience of 1,519 Los Angeles-based visual artists prior to the COVID-19 pandemic.




WHICH BASIC NECESSITIES DID LA VISUAL ARTISTS GO WITHOUT?



Data Dispatch 1

Respondents who went without a basic necessity due to lack of funds, selected all of the basic necessities they went without. From our list of basic necessities, 61% of respondents reported going without HEALTHCARE OR MEDICINE. This was followed by FOOD at 44%, and both CAR and TRANSPORTATION (ex: gas, metro fare, etc.) each at 36%. Lastly, COMMUNICATION TECHNOLOGY (ex: phone, internet, etc.), UTILITIES, and HOUSING were all roughly 30%.

ARTISTS WHO WENT WITHOUT BASIC NECESSITIES BY GENDER



Data Dispatch 1

According to our survey data, a larger portion of TRANS/NON BINARY respondents reported going without a basic necessity during 2018/2019 due to lack of funds than their CIS-FEMALE and CIS-MALE identifying counterparts.

For both CIS-FEMALE and CIS-MALE respondents, roughly 25% went without a basic necessity due to lack of funds, whereas among TRANS/NON BINARY respondents, this percent was nearly double, at 44%.

ARTISTS WHO WENT WITHOUT BASIC NECESSITIES BY ABILITY

With Disabilities 47%

Without Disabilities 27%

Data Dispatch 1

According to our survey data, a larger portion of respondents WITH DISABILITIES reported going without a basic necessity during 2018/2019 due to lack of funds than respondents WITHOUT DISABILITIES.

For respondents WITHOUT DISABILITIES, 27% went without a basic necessity due to lack of funds, whereas for respondents WITH DISABILITIES, this percent was nearly double, at 47%.

ARTISTS WHO WENT WITHOUT BASIC NECESSITIES BY QUEERNESS

Queer 38%

Non-Queer 25%

a Dispatch 

According to our survey data, a larger portion of QUEER identifying respondents reported going without a basic necessity during 2018/2019 due to lack of funds than their NON-QUEER identifying counterparts. For NON-QUEER respondents 25% went without a basic necessity due to lack of funds, whereas 38% of QUEER respondents reported experiencing this condition.

ARTISTS WHO WENT WITHOUT BASIC NECESSITIES BY RACE

Black 42%

Latinx 35%

Other 35%

White 27%

Asian 21%

Data Dispatch 1

According to our survey data, overall, 30% of respondents reported going without a basic necessity during 2018/2019 due to lack of funds. However, this varied from one racial category to another*. WHITE and ASIAN respondents reported below this overall percent, at 27% and 21% respectively. BLACK and LATINX respondents, as well as respondents in the remaining racial categories (OTHER), reported 42%, 35%, and 35%, respectively, all higher than this overall percent.

*Survey respondents had the option of selecting more than one racial category. For this reason, each racial category includes respondents who identified exclusively within this category, as well as respondents who identified within an additional racial category. As such, some overlap occurs.



BASIC NECESSITIES

Los Angeles Artist Census