



**DATA DISPATCH 8: HEALTH CARE x DEMOGRAPHICS**

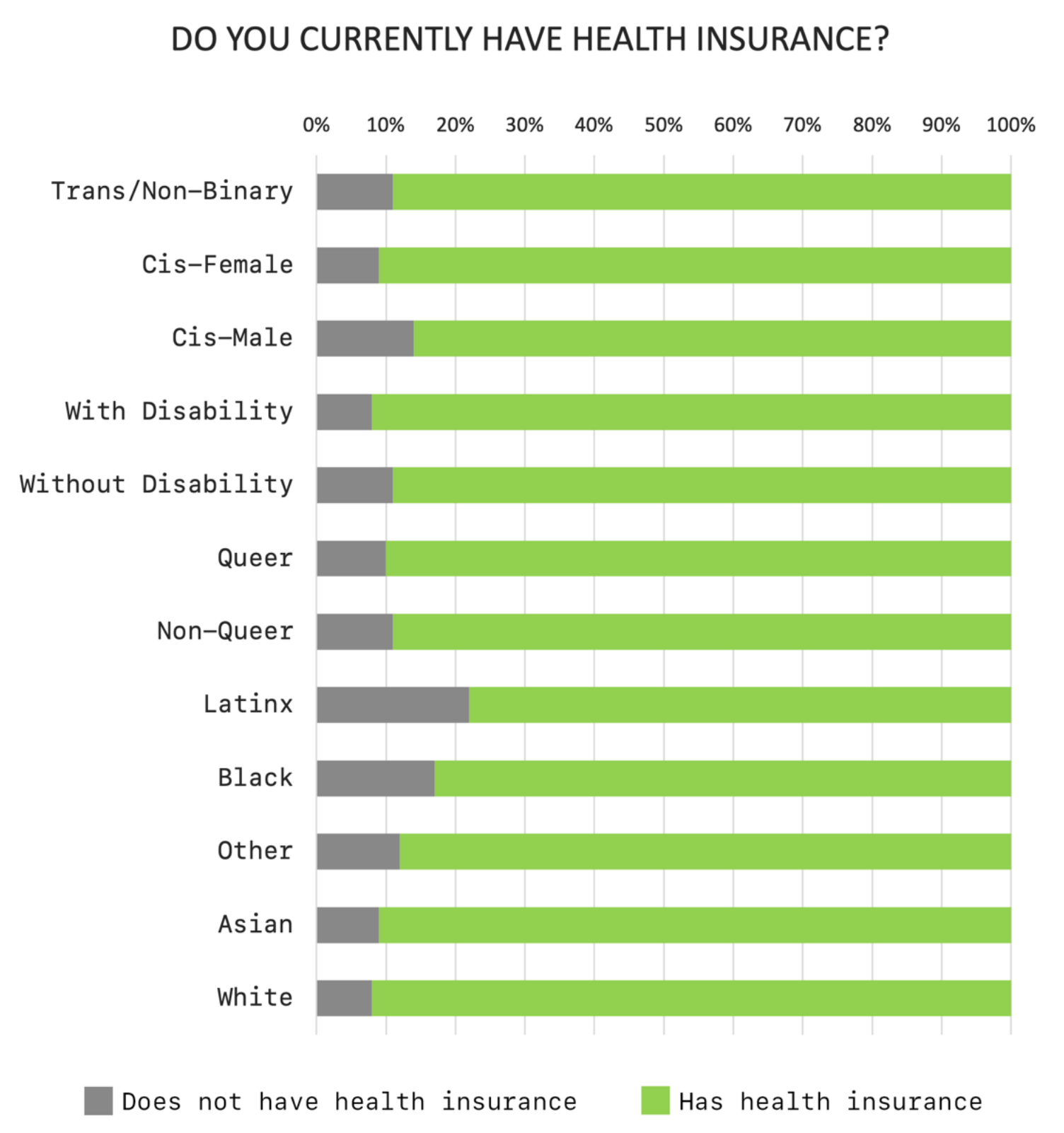
In [Data Dispatch 7](#) we found that the vast majority of respondents (89%) had health insurance. That being said, we wanted to see if there were significant disparities among those who did not have coverage. We were also thinking about the complexities and barriers that exist when attempting to access health care even when one has health insurance.

In this Data Dispatch we go beyond the binary status of having health insurance, or not, and include data about respondents' health care affordability across different demographic categories.

As follows in this report, the data about health insurance and health care tells different stories.

Artists: [What are your thoughts, feedback, questions, and experiences regarding this Data Dispatch?](#)

To view previously published [Data Dispatches](#).



**HEALTH INSURANCE COVERAGE x DEMOGRAPHICS**

We found that LATINX and BLACK respondents experienced the highest rates of going without health insurance— 22% of LATINX and 17% of BLACK respondents, followed by 12% of respondents from OTHER racial groups, 9% of ASIAN, and 8% of WHITE respondents.

Other demographic categories (GENDER, ABILITY, and QUEERNESS) did not experience this disparity.

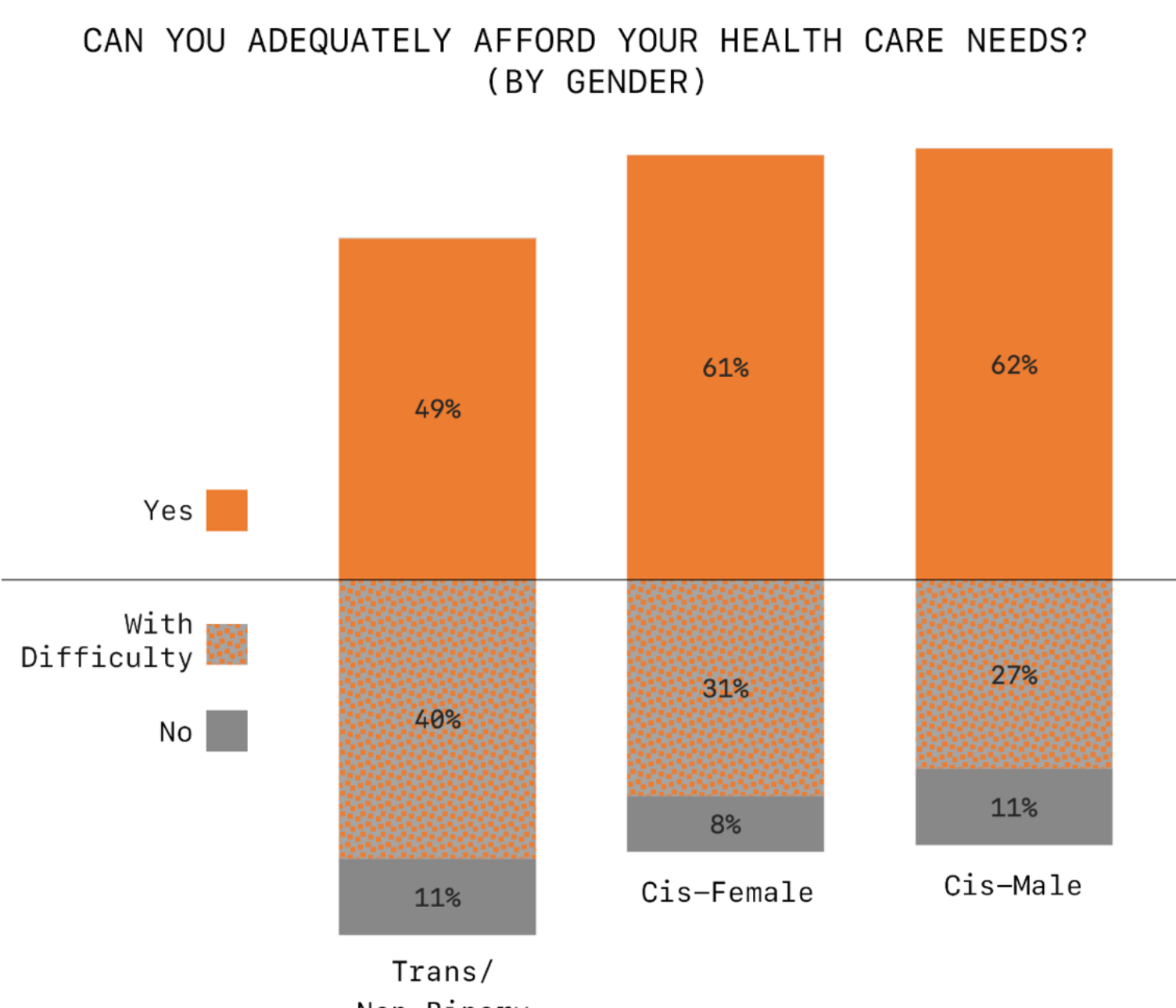
**HEALTH CARE AFFORDABILITY**

[We previously found](#) that regardless of having health insurance, 31% of respondents had difficulty accessing the health care they needed at a cost they could afford.

The following charts show the percentage of respondents within each demographic category that:

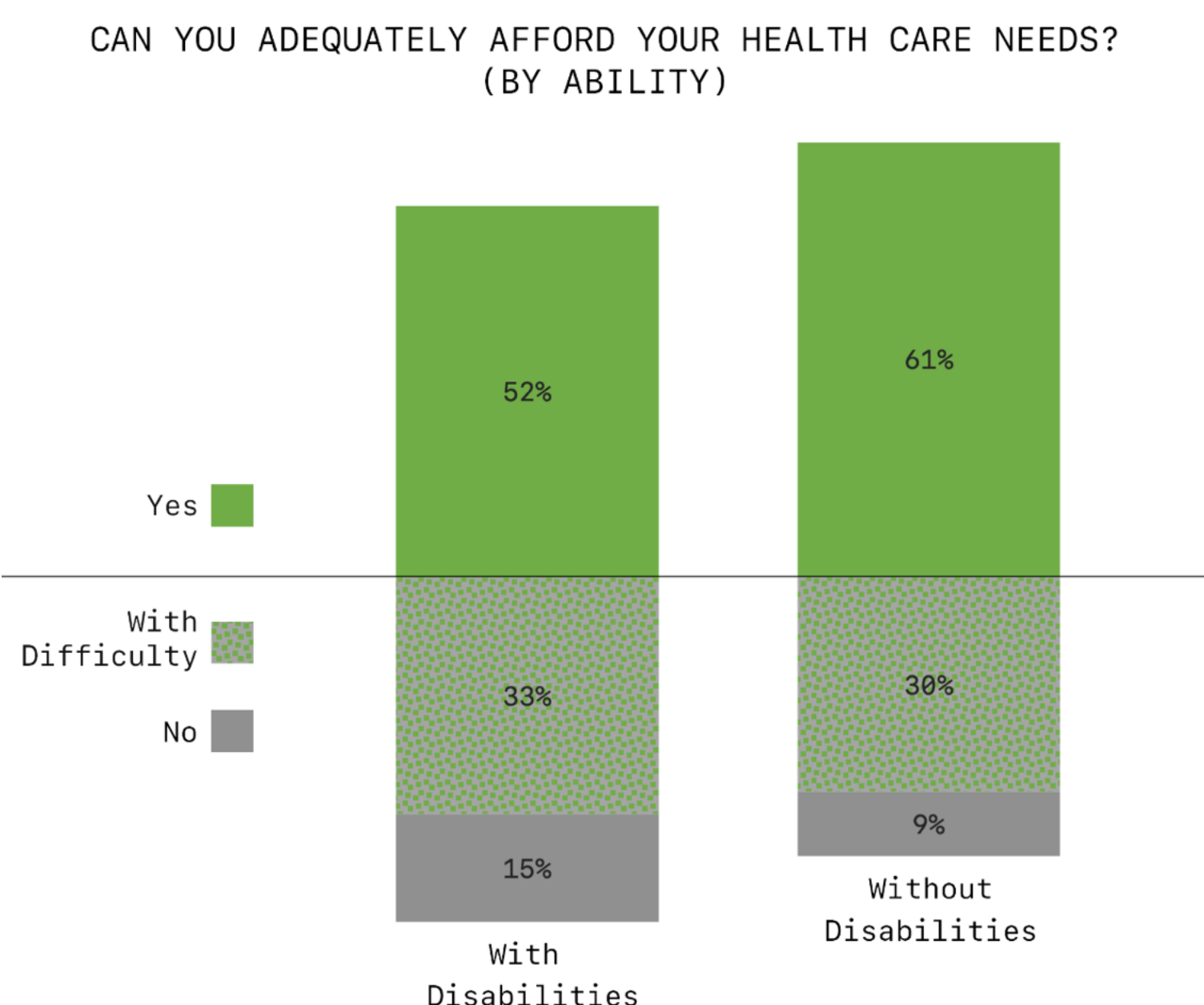
- a.) Were able to cover their health care needs at a price they could afford. (Yes)
- b.) Had difficulty affording or could not afford the cost of their health care. (With Difficulty)
- c.) Did not have access to the health care they needed. (No)

These categories reflect respondents' experiences regarding the affordability of their subjective health care needs.



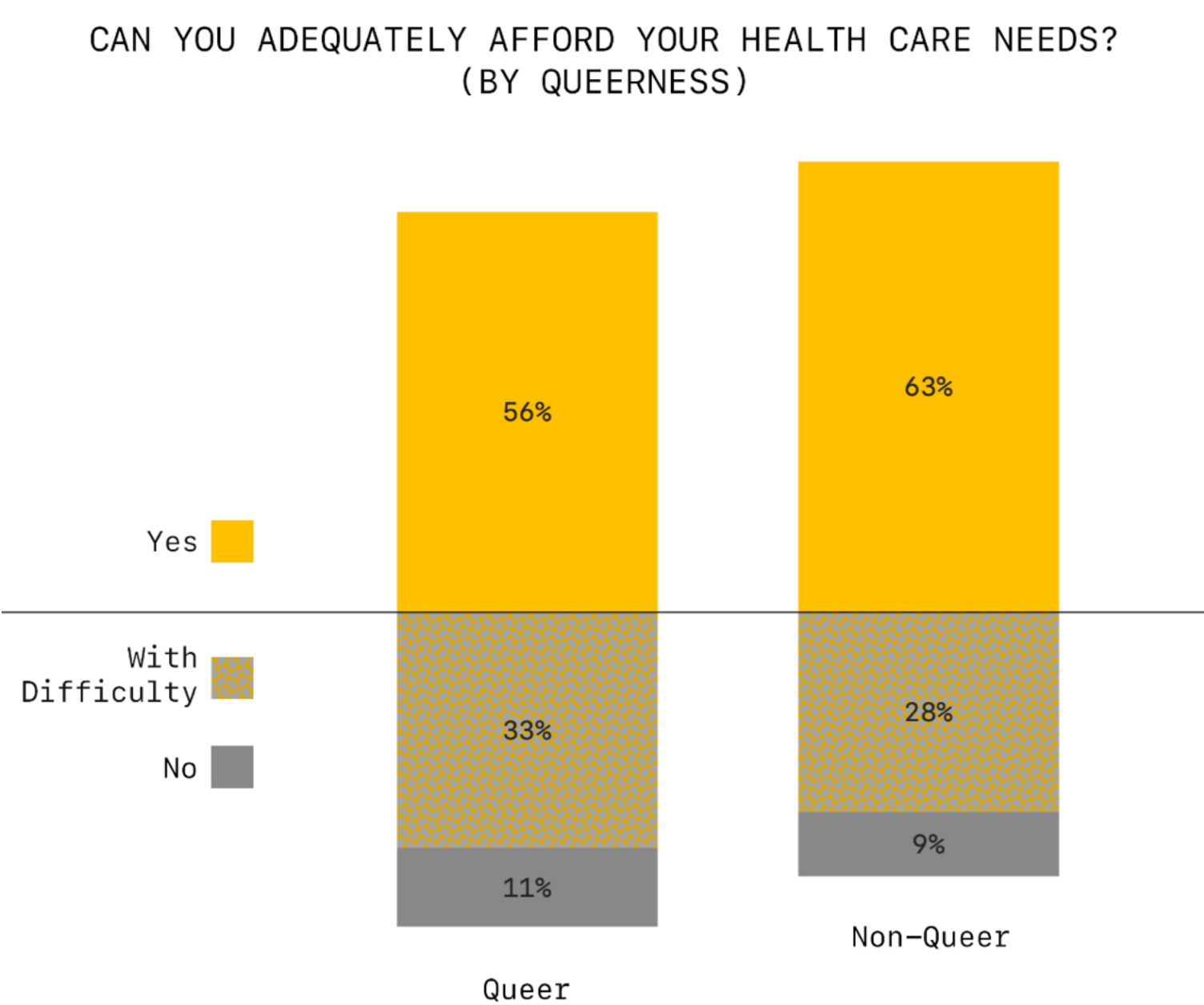
**ARE ARTISTS ABLE TO AFFORD THEIR HEALTH CARE NEEDS? by GENDER**

Of all GENDER categories, TRANS / NON BINARY respondents had the least access to health care, with half of those respondents indicating they either had difficulty affording or did not have access to health care.



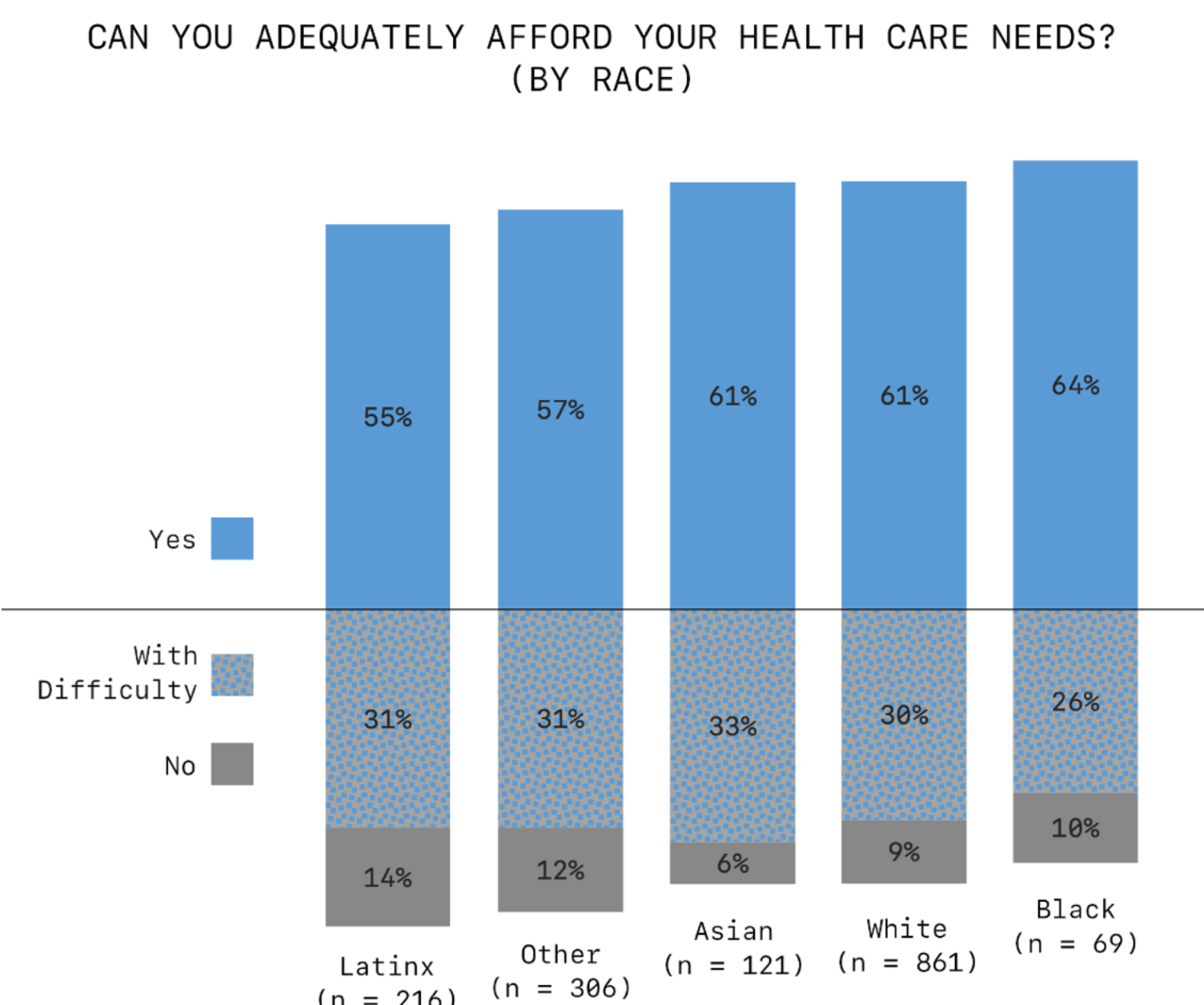
**ARE ARTISTS ABLE TO AFFORD THEIR HEALTH CARE NEEDS? by ABILITY**

Of ALL demographic groups, respondents WITH DISABILITIES had the highest rate of not having access to the health care they need (15%), compared to the average rate of 10% among all respondents.



**ARE ARTISTS ABLE TO AFFORD THEIR HEALTH CARE NEEDS? by QUEERNESS**

Slightly more QUEER respondents had either difficulty accessing or could not access their health care needs (44%) than NON-QUEER respondents (37%).



**ARE ARTISTS ABLE TO AFFORD THEIR HEALTH CARE NEEDS? by RACE**

As you read the following data about health care access and race, please keep in mind that there are substantial differences in the number of respondents within each racial category, as indicated in the chart.

- Artists who identified as LATINX and OTHER, had the highest rate of respondents who 'do not have access to the health care they need' followed by BLACK, WHITE, then ASIAN respondents.
- Artists who identified as ASIAN, LATINX, and OTHER, had the highest rate of respondents who 'have difficulty affording the care they need' followed by WHITE, then BLACK respondents.
- Artists who identified as BLACK, ASIAN, and WHITE had the highest rate of respondents who 'can access the care they need at a price they can afford', followed by OTHER, then LATINX respondents.

\*Survey respondents had the option of selecting more than one racial category. For this reason, each racial category includes respondents who identified exclusively within this category, as well as respondents who identified within an additional racial category. As such, some overlap occurs.